


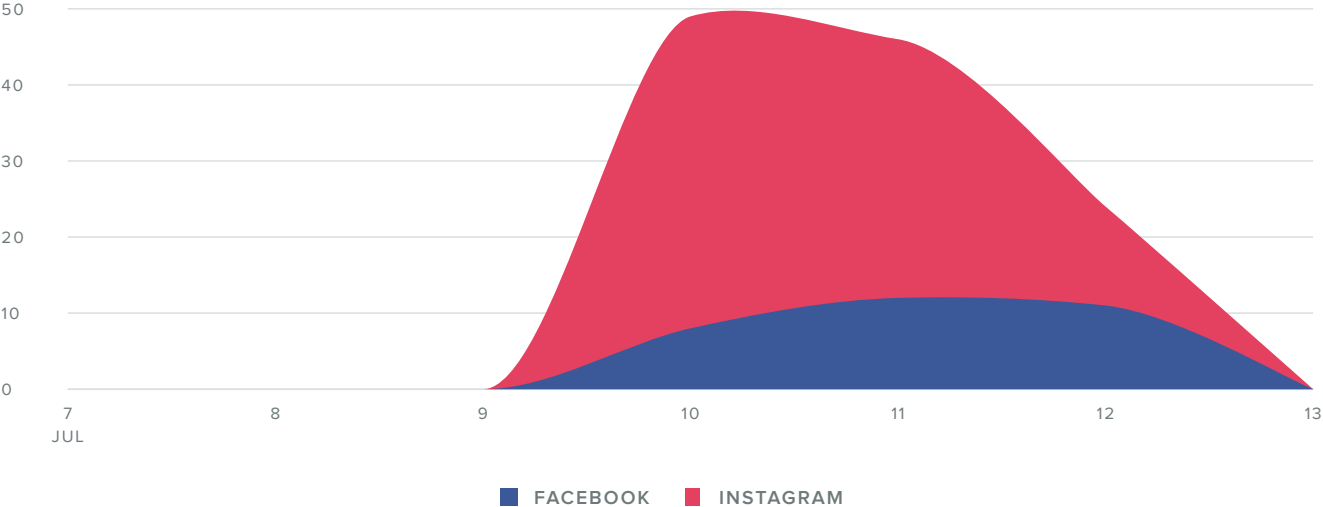


Activity Overview

 7,835 Impressions	 1,974 Engagements	 — Link Clicks
---	---	---

Audience Growth

AUDIENCE GROWTH, BY DAY



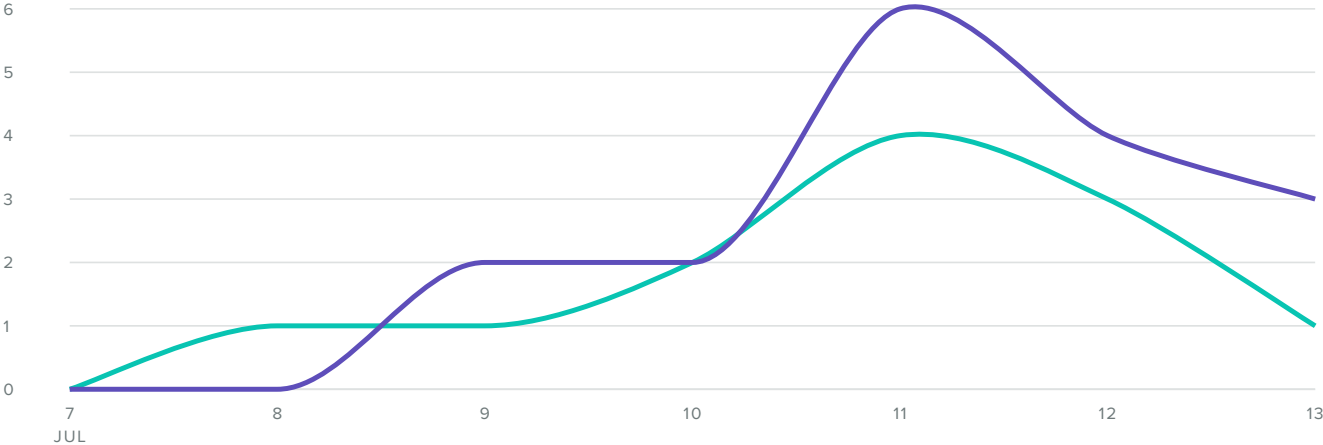
Audience Growth Metrics

	Totals	Change
Total Fans	274	▲ 75.6%
New Facebook Fans	31	▲ 1,450.0%
New Instagram Followers	88	—
Total Fans Gained	119	▲ 5,850.0%

Total fans increased by
▲ 75.6%
 since previous date range

Message Volumes

MESSAGES PER DAY



■ SENT MESSAGES ■ RECEIVED MESSAGES

Sent Messages Metrics

	Totals	Change
Facebook Posts Sent	9	-
Instagram Media Sent	3	▲ 200.0%
Total Messages Sent	12	▲ 1,100.0%

The number of messages you sent increased by

▲ **1,100.0%**

since previous date range

Received Messages Metrics

	Totals	Change
Facebook Messages Received	9	-
Instagram Comments Received	8	▲ 700.0%
Total Messages Received	17	▲ 1,600.0%

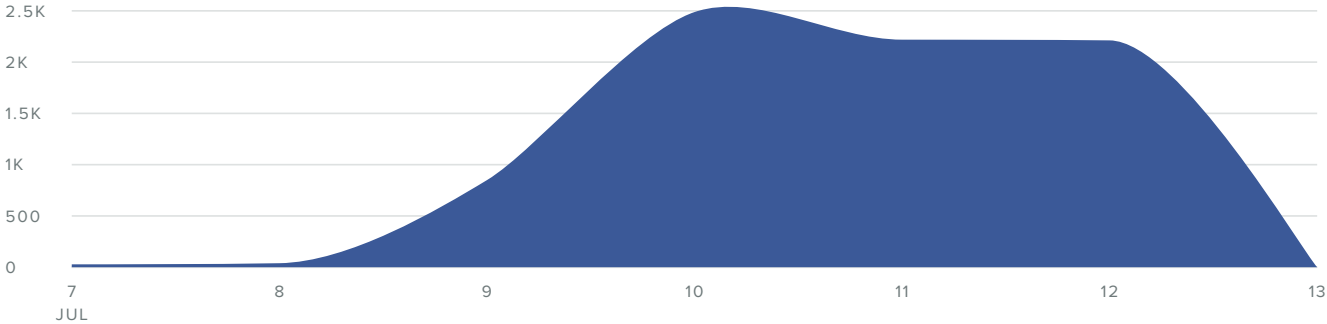
The number of messages you received increased by

▲ **1,600.0%**

since previous date range

Impressions

IMPRESSIONS PER DAY



■ FACEBOOK

Impressions Metrics	Totals	Change
Facebook Impressions	7,835	▲ 18,554.8%
Total Impressions	7,835	▲ 18,554.8%

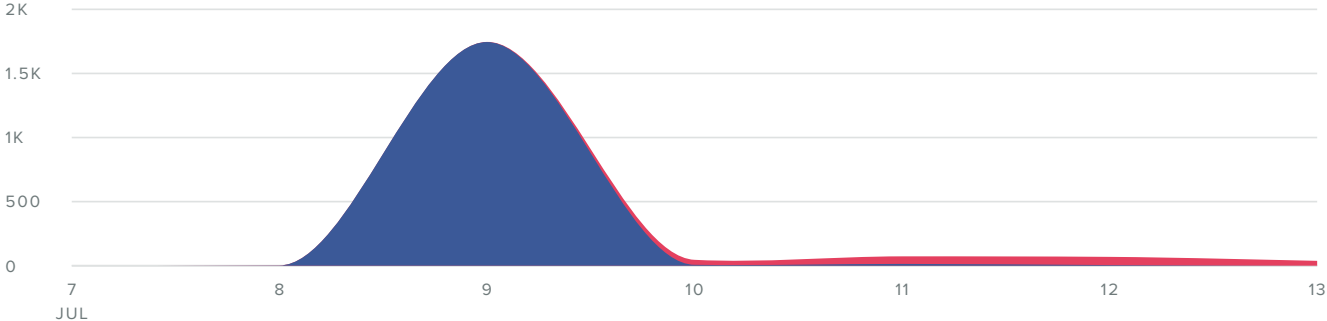
Total Impressions increased by

18,554.8%

since previous date range

Engagements

ENGAGEMENTS PER DAY



■ FACEBOOK ■ INSTAGRAM



Engagement Metrics	Totals	Change
Facebook Engagements	1,773	–
Instagram Engagements	201	▲ 20,000.0%
Total Engagements	1,974	▲ 197,300.0%

The number of engagements increased by

197,300.0%

since previous date range

Stats by Profile/Page

Profile/Page	Total Fans / Followers	Fan / Follower Increase	Messages Sent	Impressions	Impressions per Post	Engagements	Engagements per Post	Link Clicks
 Beac... dworks Facebook P	31	3,000.00%	9	7,835	871	1,773	197.0	-
 Matt J. beachcity_w	243	100.00%	3	-	-	201	67.0	-